

## Photo Printing Solutions



# CP-D707DW

Photo Printer





## High capacity, quality and speed in a double deck

Thanks to a dual deck capability, it's a powerful output printing solution and flexible to use. Depending on the combination of paper that has been inserted in the top and bottom decks, the CP-D707DW can print out up to four formats. The 10x15 cm (4 x 6"), the 15x20 cm (6 x 8") or the 15x23cm (6 x 9") simultaneously and the 13x18 cm (5 x 7") separately.

### Main features

- // Multifomat
- // Power saving feature
- // Printing time
- // Print Capacity
- // Compact design
- // Low Maintenance and high Reliability
- // Perforated media

### Features



# CP-D707DW



## MULTIFORMAT

The dual deck allows a very flexible use for you to manage several format printings at the same time.

## POWER SAVING FEATURE

Mitsubishi Photo printers are designed to reduce power consumption in sleep mode by up to 96% vs precedent printer generations. Standby power refers to the electric power consumed by electronic appliances while they are switched off or in a standby mode. Saves energy in sleep mode, reducing power consumption less than 1 watt.

## PERFORATED MEDIA

With the possibility to use perforated media, it allows a perfect combination of high features, reduced size for the most flexible and convenient photo printer for professional use in market.

## PRINT CAPACITY

Up to 800 prints combining the dual deck allows a very high printing capacity for your big orders and printing needs.

## COMPACT DESIGN

Dual deck in just 0.18m<sup>2</sup>, and 22kgs, the CP-D707DW allows a very powerful throughput in a reduced size.


## LOW MAINTENANCE AND HIGH RELIABILITY

The CP-D707DW's efficiency is enhanced with a unique cooling system technology ideal for environments that suffer a higher level of pollution or dust. With in-built separators designed to circulate air efficiently, keeps the heads separated from the power supply and reduces dust issues.


## PRINTING TIME

5.9 seconds for 10x15 cm (4x6") prints combining the dual deck capability makes a super fast printer.

FRONT PANEL



REAR PANEL



## Technical specifications

System compatibility	Windows/ Mac
Printing method	Dye sublimation thermal transfer full color. Three-color face progressive printing (yellow, magenta, cyan) plus surface lamination
Print options	Single-sided printing
Print formats	From 5x15 to 15x23 cm (from 2x6" to 6x9")
Memory capacity	32MB – Data transfer is possible during printing
Photo finishing	Matte/Glossy
Print capacity	Up to 800 prints / 10x15 cm (dual deck)
Print speed (10x15cm - 4x6")	Printing Time 5.9 s (dual deck)
Media	CK-D757, CK-D768, CK-746-PF42 (Perforated), CK-746-PF33 (Perforated), CK-D769, CK-D746
Resolution	300 dpi
Weight	22kg (48.5lb.)
Dimensions W/D/H	275 / 446 / 340 mm
Foot print	0.12 square meters
Power consumption	2.4A (220-240VAC, 50/60Hz.) / 4.6A (120VAC, 50/60Hz.)
Accessories	Power cords (for 120 V and 230 V), Ink cassette (1), CD-ROM (1), Paper flange (1 set), Spacers (1 set), Quick setup guide (1), Paper strip bin (1), Cable tie (2), Securing band (1), Screw for securing band (1)

Specifications are subject to change without notice